

## PRODUCT ATTRIBUTES

Product Name: \_\_\_\_\_

Lot Number: \_\_\_\_\_

Date Produced: \_\_\_\_\_

Best By: \_\_\_\_\_

Extraction Process: \_\_\_\_\_

CBD Form:

☐ Full Spectrum ☐ Distillate

☐ Full Spectrum/Distillate Blend

## TESTING RESULTS

☒ Pesticide Free

☒ Microbials Free

☒ Heavy Metals Free

\*Total CBD (mg) per Bottle: \_\_\_\_\_

\*Total CBD (mg) per Serving: \_\_\_\_\_

\*Total % THC in Product: \_\_\_\_\_



*Lab results obtained from*

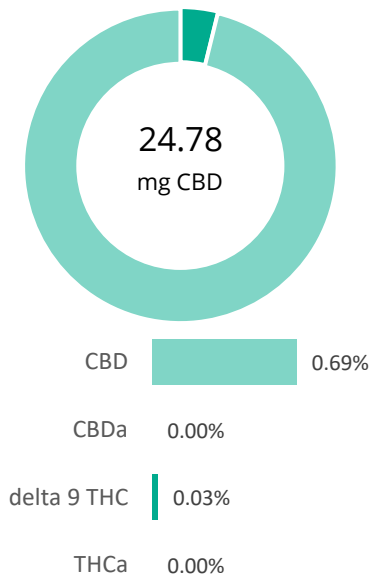
\*Results may vary when tested at different third party laboratories. Acceptable variance up to 6%.



## Zebra CBD Mood and Calm Gummies

<b>Batch ID:</b>	BRLGMC-003	<b>Test ID:</b>	T000206113
<b>Type:</b>	Unit	<b>Submitted:</b>	05/05/2022 @ 04:27 PM
<b>Test:</b>	Potency	<b>Started:</b>	5/9/2022
<b>Method:</b>	TM14 (HPLC-DAD)	<b>Reported:</b>	5/10/2022

## CANNABINOID PROFILE



Compound	LOQ (mg)	Result (mg)	Result (mg/g)
Delta 9-Tetrahydrocannabinolic acid (THCA-A)	0.65	ND	ND
Delta 9-Tetrahydrocannabinol (Delta 9THC)	0.73	0.99	0.3
Cannabidiolic acid (CBDA)	0.68	ND	ND
Cannabidiol (CBD)	0.67	24.78	6.9
Delta 8-Tetrahydrocannabinol (Delta 8THC)	0.80	ND	ND
Cannabinolic Acid (CBNA)	0.46	ND	ND
Cannabinol (CBN)	0.21	ND	ND
Cannabigerolic acid (CBGA)	0.67	ND	ND
Cannabigerol (CBG)	0.16	0.61	0.2
Tetrahydrocannabivarinic Acid (THCVA)	0.57	ND	ND
Tetrahydrocannabivarin (THCV)	0.15	ND	ND
Cannabidivarinic Acid (CBDVA)	0.29	ND	ND
Cannabidivarin (CBDV)	0.16	ND	ND
Cannabichromenic Acid (CBCA)	0.26	ND	ND
Cannabichromene (CBC)	0.28	0.58	0.2
<b>Total Cannabinoids</b>		<b>26.96</b>	<b>7.5</b>
Total Potential THC**		0.99	0.3
Total Potential CBD**		24.78	6.9

% = % (w/w) = Percent (Weight of Analyte / Weight of Product)

\* Total Cannabinoids result reflects the absolute sum of all cannabinoids detected.

\*\* Total Potential THC/CBD is calculated using the following formulas to take into account the loss of a carboxyl group during decarboxylation step.

Total THC = THC + (THCa \*(0.877)) and



Total CBD = CBD + (CBDa \*(0.877))

ND = None Detected (Defined by Dynamic Range of the method)

## NOTES:

# of Servings = 1, Sample Weight=3.6g

## FINAL APPROVAL

 Kavla Phve 10-May-2022 2:46 PM	 Daniel Weidensaul 10-May-2022 2:53 PM
PREPARED BY / DATE	APPROVED BY / DATE

Testing results are based solely upon the sample submitted to Botanacor Laboratories, LLC, in the condition it was received. Botanacor Laboratories, LLC warrants that all analytical work is conducted professionally in accordance with all applicable standard laboratory practices using validated methods. Data was generated using an unbroken chain of comparison to NIST traceable Reference Standards and Certified Reference Materials. This report may not be reproduced, except in full, without the written approval of Botanacor Laboratories, LLC. ISO/IEC 17025:2005 Accredited A2LA Certificate Number 4329.02



Certificate #4329.02

**Zebra CBD Mood and Calm Gummies**

<b>Batch ID:</b>	BRLGMC-003	<b>Test ID:</b>	T000206114
<b>Matrix:</b>	Finished Product	<b>Received:</b>	05/05/2022 @ 04:27 PM
<b>Test:</b>	Microbial Contaminants	<b>Started:</b>	5/6/2022
<b>Methods:</b>	TM25 (PCR) TM24, TM26, TM27 (Culture Plating)	<b>Reported:</b>	5/9/2022

**MICROBIAL CONTAMINANTS**

Contaminant	Method	LOD	Quantitation Range	Result
<b>Total Yeast and Mold*</b>	TM-24 Culture Plating	10 <sup>1</sup> CFU/g	1.0x10 <sup>2</sup> - 1.5x10 <sup>4</sup> CFU/g	<b>None Detected</b>
<b>Total Aerobic Count*</b>	TM-26 Culture Plating	10 <sup>2</sup> CFU/g	1.0x10 <sup>3</sup> - 1.5x10 <sup>5</sup> CFU/g	<b>None Detected</b>
<b>Total Coliforms*</b>	TM-27 Culture Plating	10 <sup>1</sup> CFU/g	1.0x10 <sup>2</sup> - 1.5x10 <sup>4</sup> CFU/g	<b>None Detected</b>
<b>STEC</b>	TM-25 PCR	10 <sup>0</sup> CFU/g	N/A	<b>Absent</b>
<b>Salmonella</b>	TM-25 PCR	10 <sup>0</sup> CFU/g	N/A	<b>Absent</b>

\* Values recorded in scientific notation, a common microbial practice of expressing numbers that are too large to be conveniently written in decimal form.

Examples: 10<sup>2</sup> = 100 CFU  
10<sup>3</sup> = 1,000 CFU  
10<sup>4</sup> = 10,000 CFU  
10<sup>5</sup> = 100,000 CFU


**NOTES:**


Free from visual mold, mildew, and foreign matter

**DEFINITIONS:**

CFU/g = Colony Forming Units per gram | LOD = Limit of Detection | STEC = Shiga toxin-producing E. coli  
LLOQ = Lower Limit of Quantitation | ULOQ = Upper Limit of Quantitation

**FINAL APPROVAL**

 Brianne Maillot  
5/9/2022  
1:49:00 PM

 Brett Hudson  
5/9/2022  
4:36:00 PM

PREPARED BY / DATE

APPROVED BY / DATE

Testing results are based solely upon the sample submitted to Botanacor Laboratories, LLC, in the condition it was received. Botanacor Laboratories, LLC warrants that all analytical work is conducted professionally in accordance with all applicable standard laboratory practices using validated methods. Data was generated using an unbroken chain of comparison to NIST traceable Reference Standards and Certified Reference Materials. This report may not be reproduced, except in full, without the written approval of Botanacor Laboratories, LLC. ISO/IEC 17025:2005 Accredited A2LA Certificate Number 4329.03. Testing associated with this certificate of analysis performed by an external ISO17025 accredited provider.



Certificate #4329.03



NO IMAGE  
AVAILABLE

**Zebra CBD Mood and Calm Gummies**

Name:

Matrix FSO

Type:

Concentrates & Extracts

ID:

210501291.16031

Batch ID:

105261

METRC Tag:

1A4000B00012FE9000001662

RECEIVED: 06/02/2021

TESTED: 06/03/2021

REPORTED: 06/09/2021

ANALYTE	LOD	LOQ	LIMIT	AMOUNT	STATUS
	PPM	PPM	PPM	PPM	
Acetone	77.1655	154.331	1000	<LOD	Pass
Benzene	0.4745	0.949	2	<LOD	Pass
Butanes	9.8425	19.685	1000	<LOD	Pass
Ethanol	77.6575	155.315	1000	264	Pass
Ethyl-Acetate	49.2125	98.425	1000	<LOD	Pass
Heptanes	10.0885	20.177	1000	29.50	Pass
Hexanes	4.8425	9.685	60	<LOD	Pass
Isopropanol	77.362	154.724	1000	<LOD	Pass
Methanol	194.882	389.764	600	<LOD	Pass
N-Pentane	9.252	18.504	1000	<LOD	Pass
Propane	9.8425	19.685	1000	<LOD	Pass
Toluene	4.252	8.504	180	<LOD	Pass
Xylenes	6.3385	12.677	430	<LOD	Pass



#### NOTES AND INTERPRETATIONS

Analyzed via AAM-002 using Agilent 7697/7890 Headspace GC FID. Sample was analyzed as received. Deviations from SOP: None.

LOD = Limit of Detection, LOQ = Limit of Quantification, ND = Not Detected, NR = Not Reported

Results Analyzed By:  
Joshua Reilly  
Quality Manager

Results Approved By:  
Trey Murschell, PhD  
Senior Chemist



Aurum Labs makes no claims as to the efficacy, safety or other risks associated with any detected or non-detected levels of any compounds reported herein. This certificate shall not be modified – Scan QR code to verify authenticity





NO IMAGE  
AVAILABLE

**Zebra CBD Mood and Calm Gummies**

Name: Matrix FSO  
Type: Concentrates & Extracts  
ID: 210501291.16031  
Batch ID: 105261  
METRC Tag: 1A4000B00012FE9000001662

RECEIVED: 06/02/2021

TESTED: 06/03/2021

REPORTED: 06/09/2021

ANALYTE	LOD	LOQ	LIMIT	AMOUNT	STATUS
	PPB	PPB	PPB	PPB	
Abamectin	20	40	70	<LOD	Pass
Azoxystrobin	5	10	20	<LOD	Pass
Bifenazate	10	20	20	<LOD	Pass
Etoxazole	5	10	10	<LOD	Pass
Imazalil	20	40	40	<LOD	Pass
Imidacloprid	5	10	20	<LOD	Pass
Malathion	20	40	50	<LOD	Pass
Myclobutanil	10	20	40	<LOD	Pass
Permethrin	5	10	40	<LOD	Pass
Spinosad	20	40	60	<LOD	Pass
Spiromesifen	15	30	30	<LOD	Pass
Spirotetramat	5	10	30	<LOD	Pass
Tebuconazole	5	10	20	<LOD	Pass



### NOTES AND INTERPRETATIONS

Analyzed via AAM-008 using Agilent 1260 HPLC and Agilent 6430 MS. Sample was analyzed as received. Deviations from SOP: None

LOD = Limit of Detection, LOQ = Limit of Quantification, ND = Not Detected, NR = Not Reported

Results Analyzed By:  
Trey Murschell, PhD  
Senior Chemist

Results Approved By:  
Luke Mason, MS  
Lab Director



Aurum Labs makes no claims as to the efficacy, safety or other risks associated with any detected or non-detected levels of any compounds reported herein. This certificate shall not be modified – Scan QR code to verify authenticity





NO IMAGE  
AVAILABLE

**Zebra CBD Mood and Calm Gummies**

Name: Matrix FSO  
Type: Concentrates & Extracts  
ID: 210501291.16031  
Batch ID: 105261  
METRC Tag: 1A4000B00012FE9000001662

RECEIVED: 06/02/2021

TESTED: 06/03/2021

REPORTED: 06/09/2021

ANALYTE	LOD	LOQ	LIMIT	AMOUNT	STATUS
	PPM	PPM	PPM	PPM	
Arsenic	0.015	0.03	0.2	<LOD	Pass
Cadmium	0.015	0.03	0.2	0.052	Pass
Lead	0.015	0.03	0.5	0.133	Pass
Mercury	0.015	0.03	0.1	<LOD	Pass

LOD = Limit of Detection, LOQ = Limit of Quantification, ND = Not Detected, NR = Not Reported



#### NOTES AND INTERPRETATIONS

Analyzed via AAM-010 using Agilent 7800 ICP-MS. Deviations from SOP: None. Limits based on State of Colorado requirements for inhaled or audited products: (Arsenic < 0.2 ppm, Cadmium < 0.2 ppm, Lead < 0.5 ppm, Mercury < 0.1 ppm)

Results Analyzed By:  
Trey Murschell, PhD  
Senior Chemist

Results Approved By:  
Joshua Reilly  
Quality Manager



Aurum Labs makes no claims as to the efficacy, safety or other risks associated with any detected or non-detected levels of any compounds reported herein. This certificate shall not be modified – Scan QR code to verify authenticity

